

#945 Connector Check Guide

Make sure the car's power button is off. The LED should not be lit.

On Position



Off Position



Lift up on the red seat lever.

Slide the seat forward and lift it free from the kart. Note, you may need to push forward to help the seat detach.







Use a flathead screwdriver to unlock the 2 locks on access panel.



Use a screwdriver to pop the 3 tabs securing the access panel in place. There is a tab on either side of the panel, with the third being at the top.

Pull the panel free from the kart.





- 1. Right Motor
- 2. Left motor
- 3. Battery
- 4. Fuel Gauge
- 5. Pedal/ Shifter
- 6. Power Switch
- 7. Charge Port